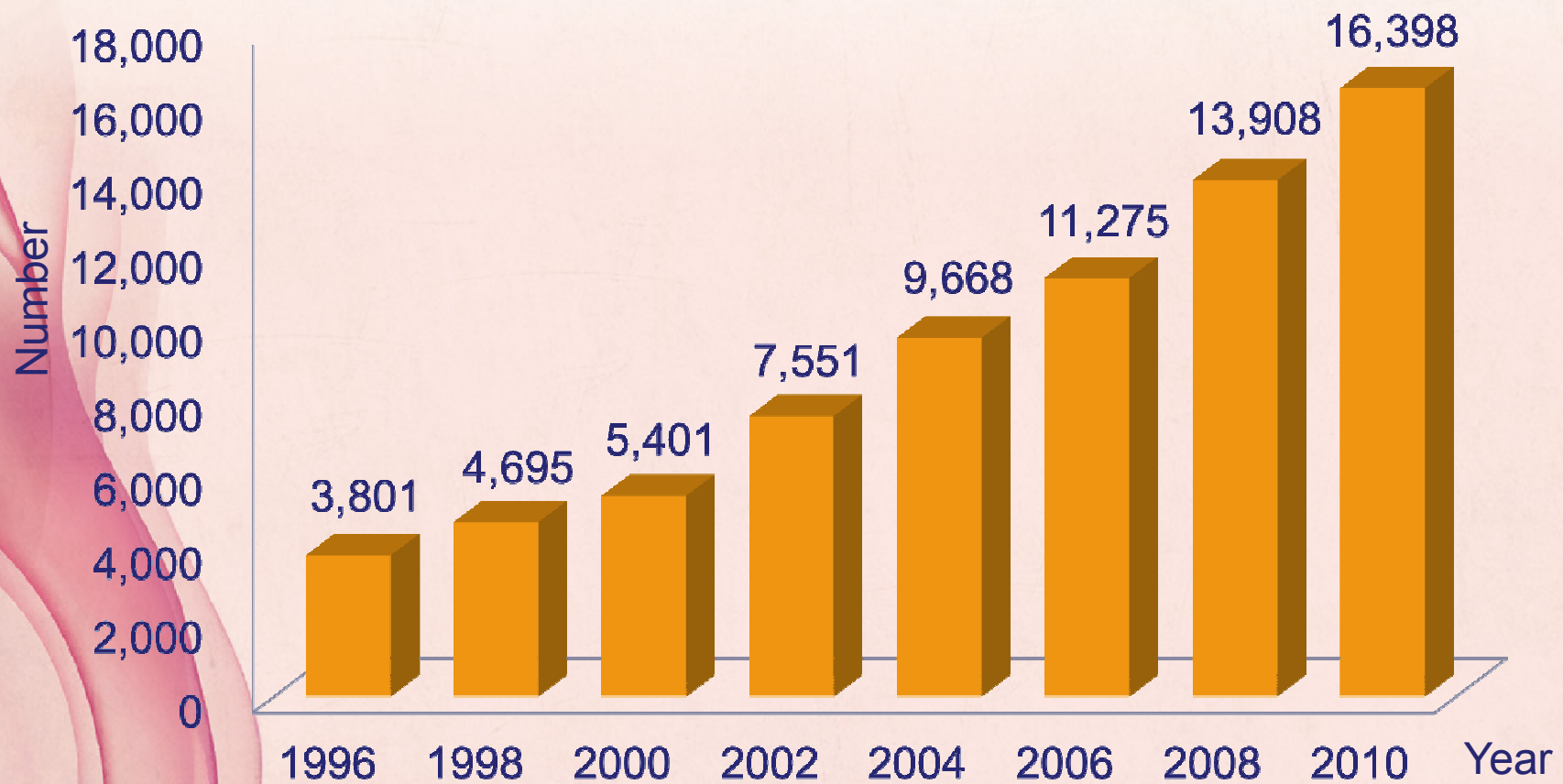




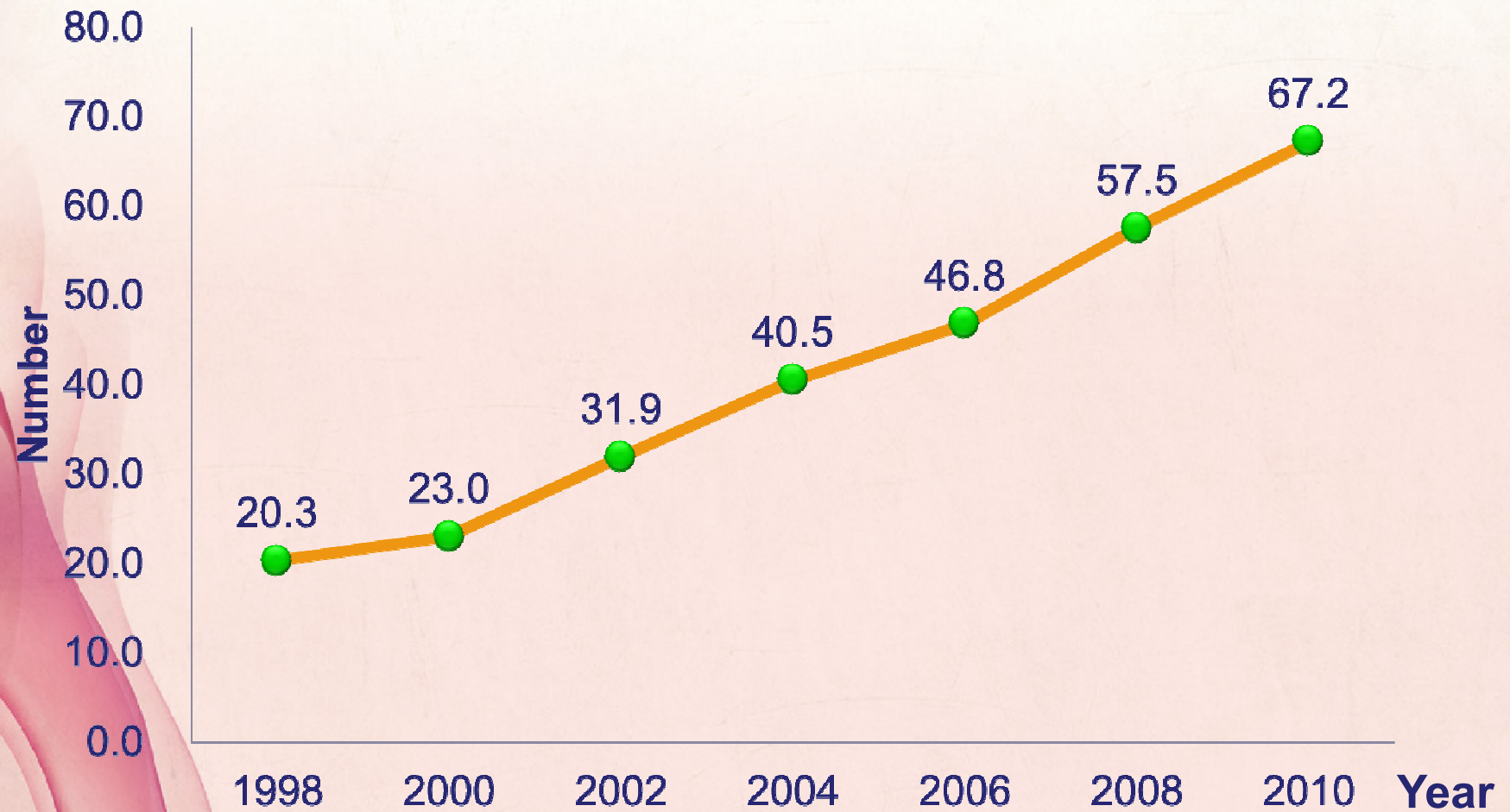
Nationwide Korean Breast Cancer Data of

The Korean Breast Cancer Society

Biennial Number of Korean Breast Cancer Patients

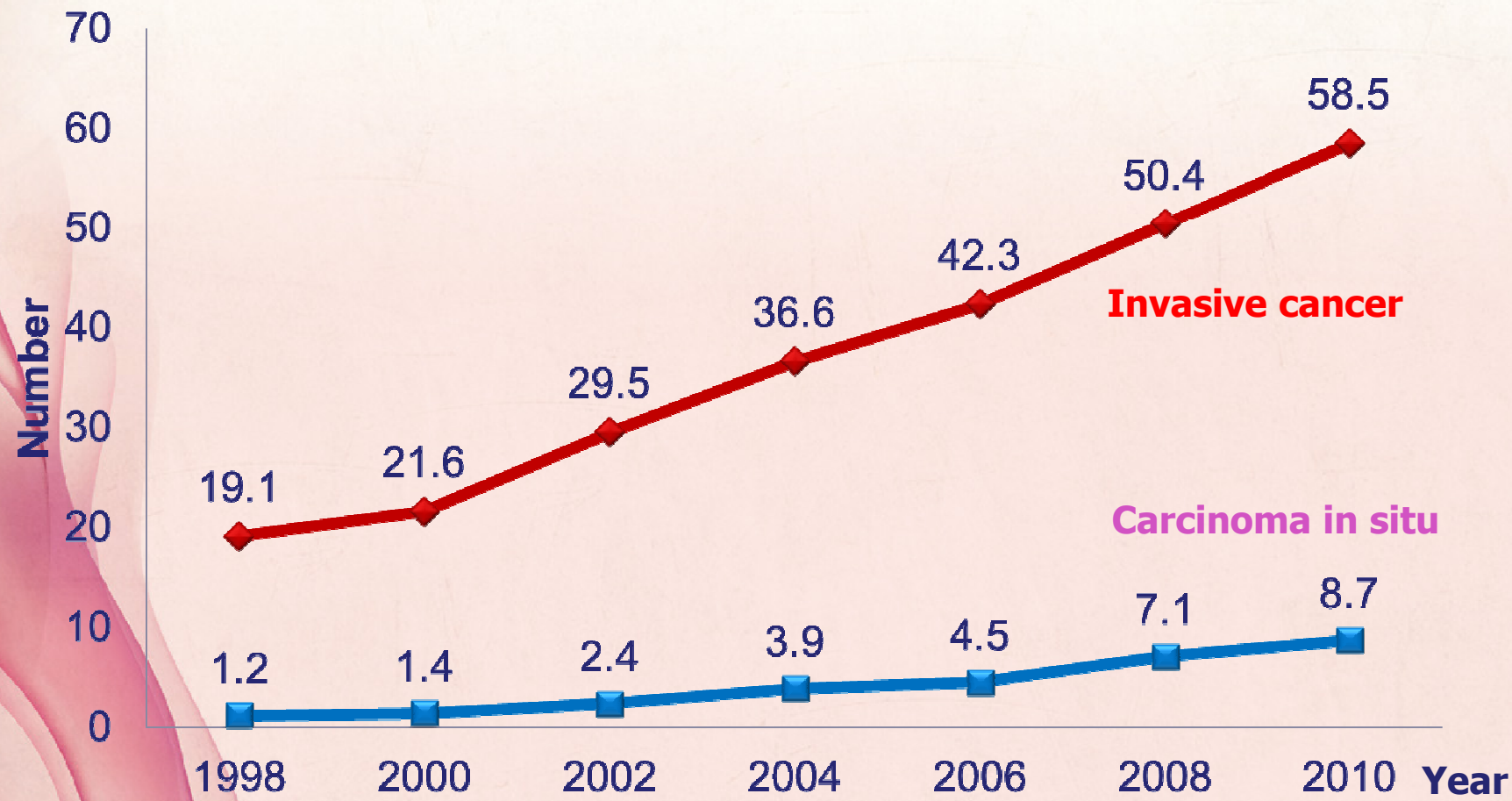


Crude Incidence* of Korean Breast Cancer



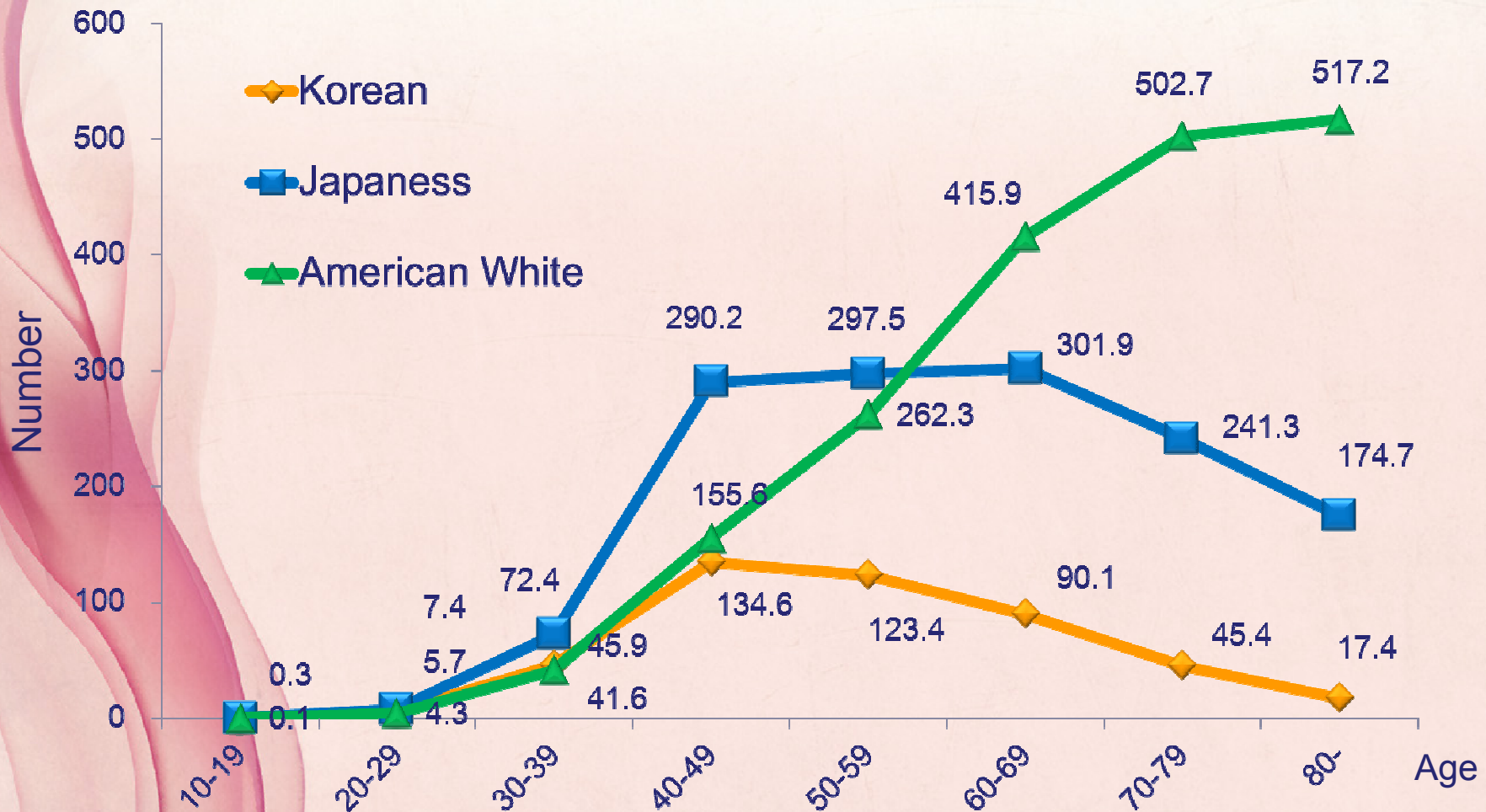
* Patients with Invasive ductal carcinoma and Ductal carcinoma in-situ patients number per 100,000 women

Crude Incidence of Korean Breast Cancer



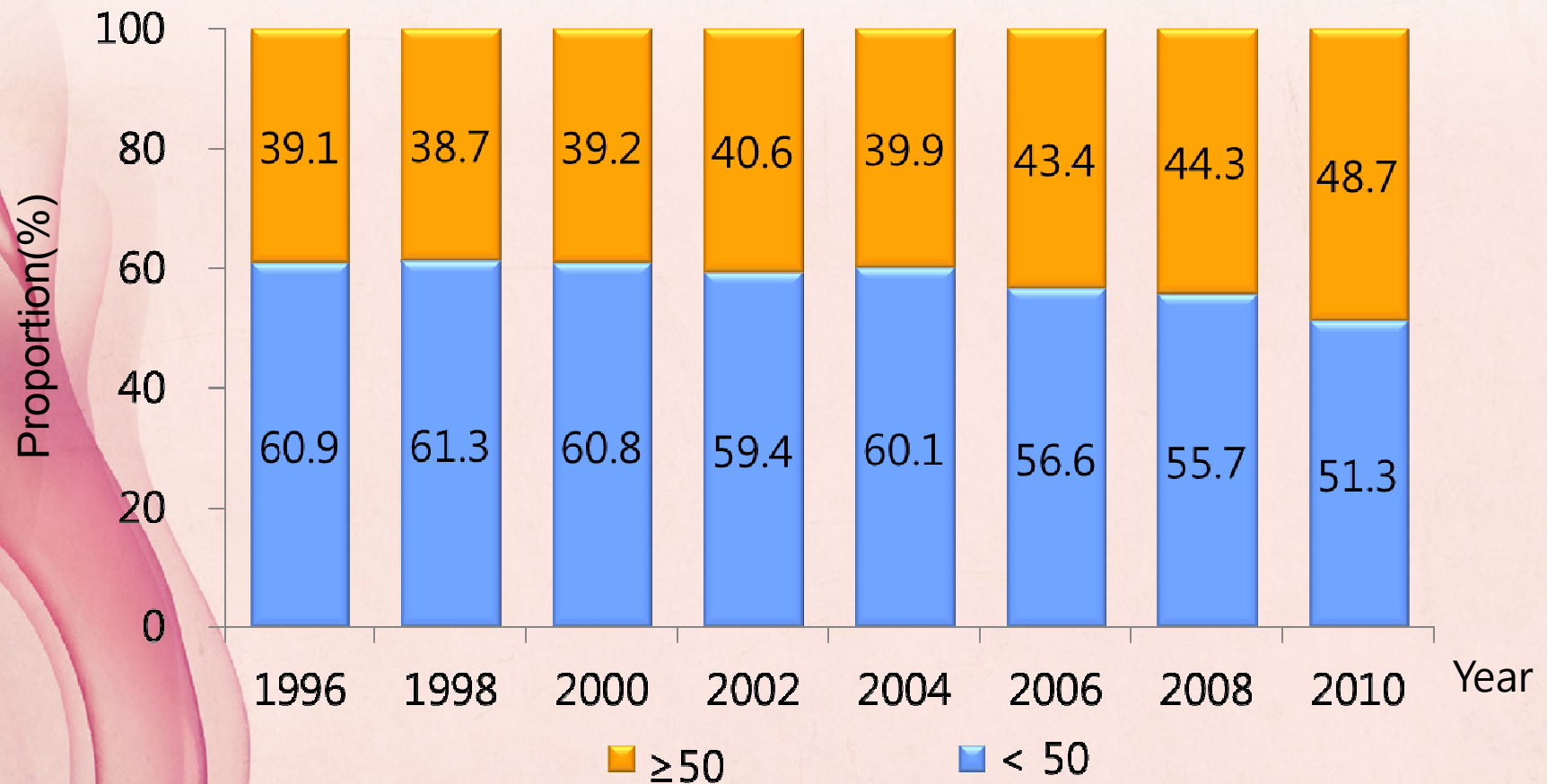
patients number per 100,000 women

Age-specific crude incidence of breast cancer

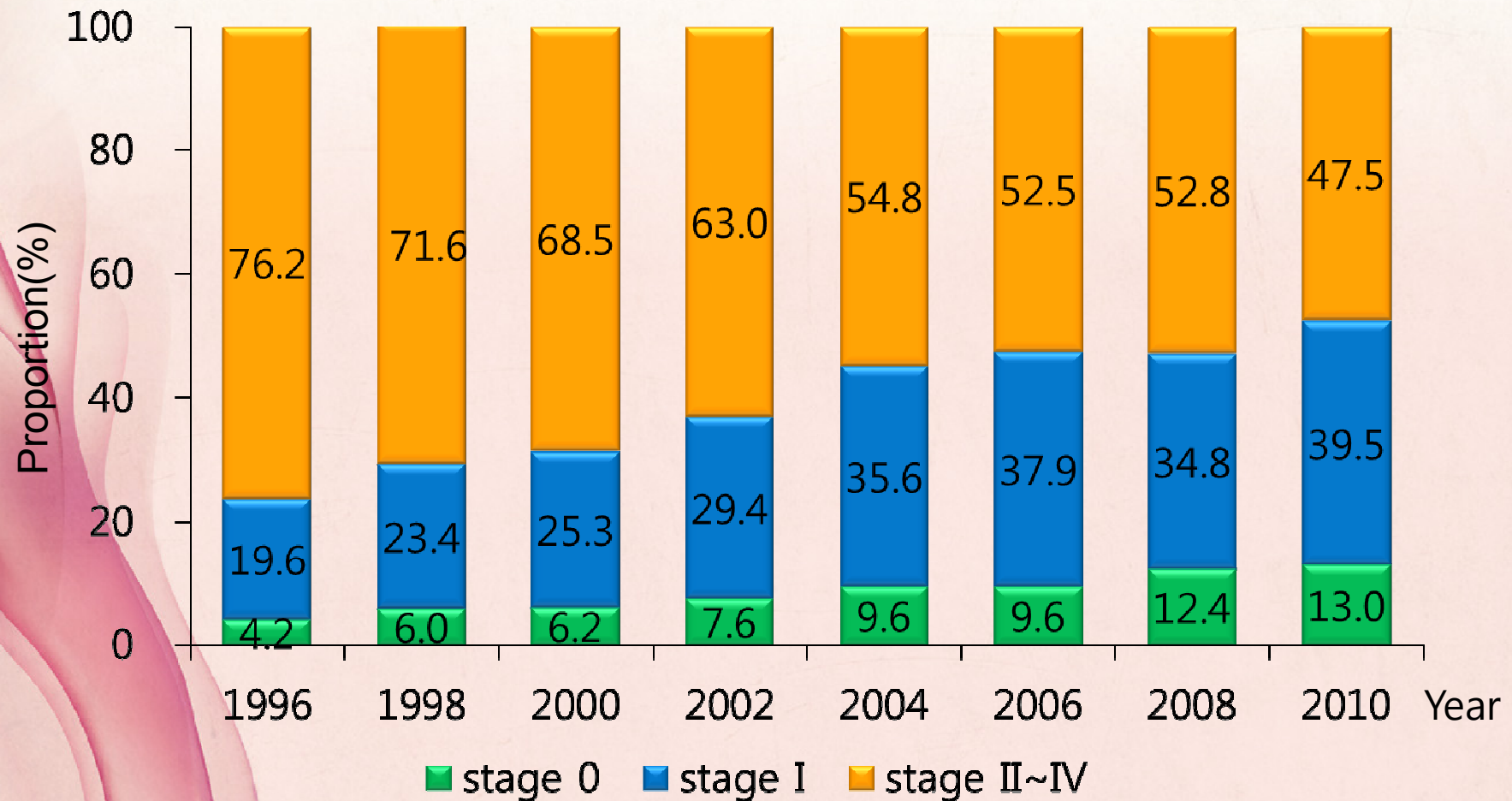


Proportion of Premenopausal Patients

Median age 46 46 46 47 47 48 49 49



Early Breast Cancer (AJCC 6th)



Clinical Manifestations (2010)

Symptoms	Pt. No	%
Asymptomatic	1,943	32.0
Lump	3,406	56.0
Pain	218	3.6
Nipple Discharge	161	2.7
Skin Change, Retraction	63	1.0
Nipple retraction	101	1.7
Axillary Mass	128	2.1
Others	55	0.9
Total	6,075	100.0

Data Collection of DCIS, NCC, Korea

Duration : Jan. 2000 ~ Dec. 2010

DCIS/Total : 543/5698 (9.5%)

Age Distribution

	10-19	20-29	30-39	40-49	50-59	60-69	70-79	80-	Total
Female	1	7	84	246	135	58	9	1	541 (99.6%)
Male	0	0	0	0	2	0	0	0	2 (0.4%)
Total	1	7	84	246	137	58	9	1	543 (100%)
%	0.2	1.3	15.5	45.3	25.2	10.7	1.6	0.2	100.0%

Clinical Manifestations

Symptoms	Pt. No	%
No Sx, screening detected	328	60.4
Painless Lump	268	49.3
Skin Change, Retraction	63	12.5
Breast mass	58	10.7
Nipple discharge	51	9.4
Breast pain, discomfort, etc	34	6.3

Preoperative Diagnostic Methods

Methods	Pt. No	%
FNA	11	3.2
Core needle Bx	232	66.8
Excisional Bx	33	9.5
Mammotome Bx	71	20.5
Total	347	100.0

Operation Methods

Methods	Pt. No	%
Lumpectomy + SLNB	422	77.7
Lumpectomy	22	4.0
Total mastectomy+ SLNB	61	11.2
Skin sparing mastectomy	33	6.1
Etc	5	1.0
Total	543	100.0

Size

Tumor Size excluding Tis	Pt. No	%
~ 1	117	32.6
1 ~ 2	120	33.4
2 ~ 5	99	27.6
5 ~ 10	22	6.1
10 ~	1	0.3
Total	359	100.0

Lymph Node

N stage	Pt. No	%
NX	24	4.5
N0	498	93.2
N1	12	2.3
Total	534	100.0

Biologic Markers

ER	Pt. No	%
Negative	85	15.6
Positive	410	75.5
Unknown	48	8.9
Total	543	100.0

PgR	Pt. No	%
Negative	97	17.9
Positive	398	73.2
Unknown	48	8.9
Total	543	100.0

Biologic Markers

c-erb2	Pt. No	%
0	69	12.7
1 +	130	23.9
2 +	192	35.4
3 +	100	18.4
Unknown	52	9.6
Total	543	100.0